


| | | | | | |
|-------------------------------|-----------------------------|-------------------------|-------------------------------|-------------------------|-----------------------------|
| 1, St: 194 Dark Pink | 2, St: 379 Vibrant Green | 3, St: 191 Dark Pink | 4, St: 367 Vibrant Green | 5, St: 149 Dark Pink | 6, St: 280 Vibrant Green |
| 7, St: 167 Dark Pink | 8, St: 323 Vibrant Green | 9, St: 1744 Black | 10, St: 2144 Christmas Red | 11, St: 1944 Black | 12, St: 998 Apricot Tan |
| 13, St: 2011 Christmas Red | | | | | |

Steps 1, 3, 5 and 7 are fabric placement lines.

Steps 2, 4, 6 and 8 tack down the fabric. Trim fabric before moving on to the next step.


Steps 9-13 are satin stitches and details.

The zip file includes these sizes:




Name: Basketballlove2
File: BasketballLove2 4x4.PES
Stitches: 6345
Size: 3.91x1.76 "

Colors: 5/13
Stops: 12



Name: Basketballlove2
File: BasketballLove2 5x7.pes
Stitches: 10891
Size: 3.00x6.99 "

Colors: 5/13
Stops: 12



Name: Basketba
File: BasketballLove2 6x10.PES
Stitches: 16601
Size: 4.04x9.49 "

Colors: 5/13
Stops: 12