http://www.theitch2stitch.com

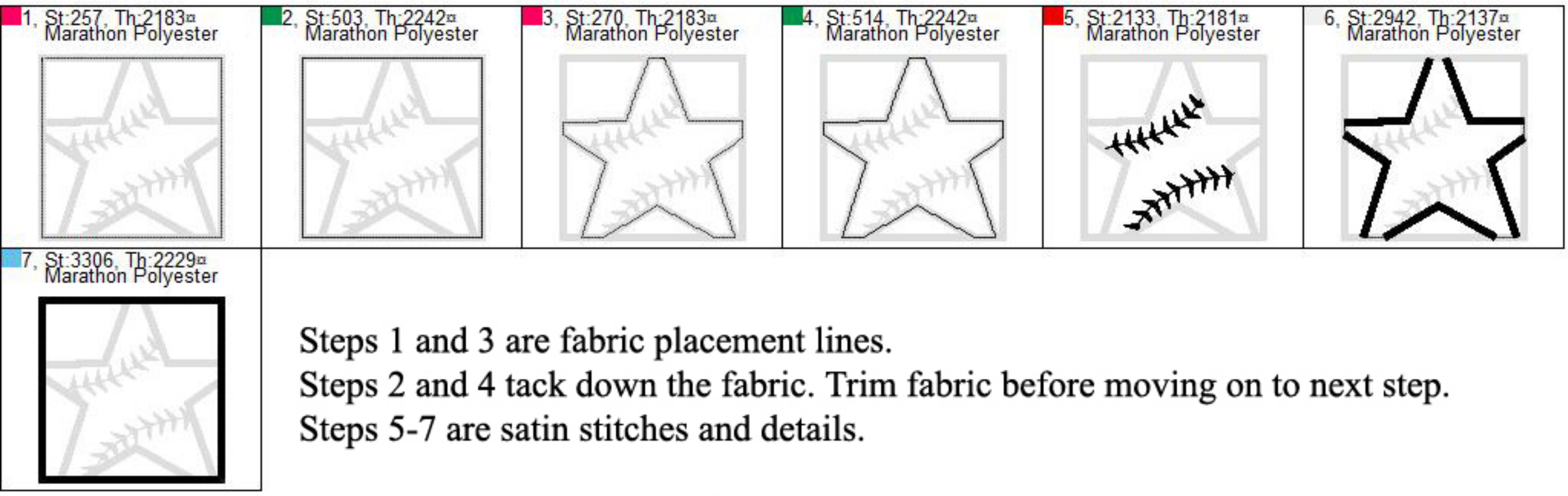

Steps 1 and 3 are fabric placement lines.
Steps 2 and 4 tack down the fabric. Trim fabric before moving on to next step.
Steps 5-7 are satin stitches and details.

The zip file includes these sizes:



Name: baseball
File: BaseballStarBoxI2S 4x4.PES
Stitches: 7759 **Colors: 5/7**
Size: 3.91x3.91 " **Stops: 6**



Name: baseball
File: BaseballStarBoxI2S 5x5.PES
Stitches: 9925 **Colors: 5/7**
Size: 4.99x4.99 " **Stops: 6**



Name: Baseball
File: BaseballStarBoxI2S 6x6.PES
Stitches: 11988 **Colors: 5/7**
Size: 5.98x5.99 " **Stops: 6**



Name: Baseball
File: BaseballStarBoxI2S 7x7.PES
Stitches: 14053 **Colors: 5/7**
Size: 6.96x6.97 " **Stops: 6**