http://www.theitch2stitch.com

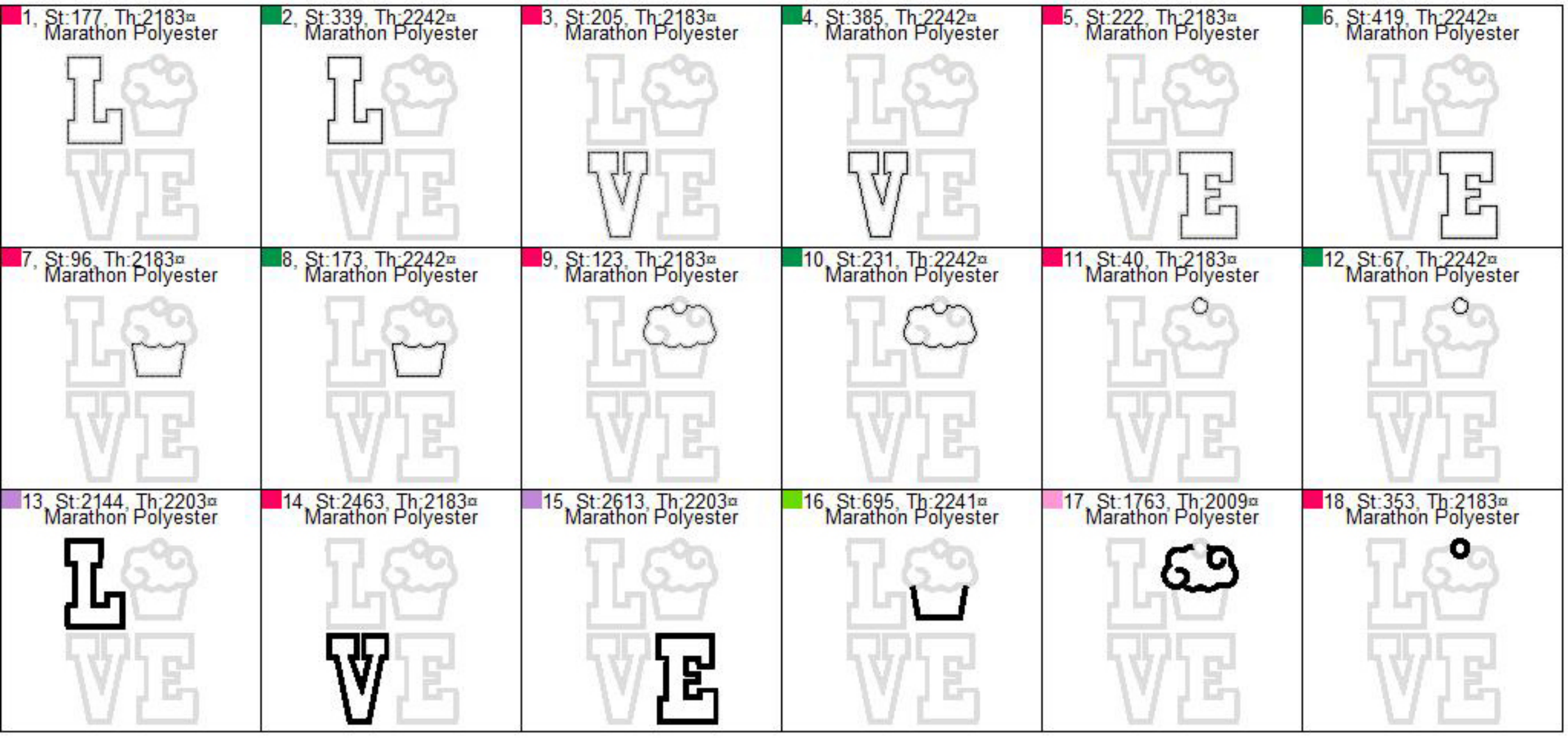

Steps 1, 3, 5, 7, 9 and 11 are fabric placement lines.
Steps 2, 4, 6, 8, 10 and 12 tack down the fabric. Trim fabric before moving on to next step.
Steps 13-18 are satin stitches and details.

The zip file includes these sizes:

Name: cupcakel
File: CupcakeLovel2S 4x4.PES
Stitches: 7519 **Colors: 5/18**
Size: 3.24x3.91 " **Stops: 17**

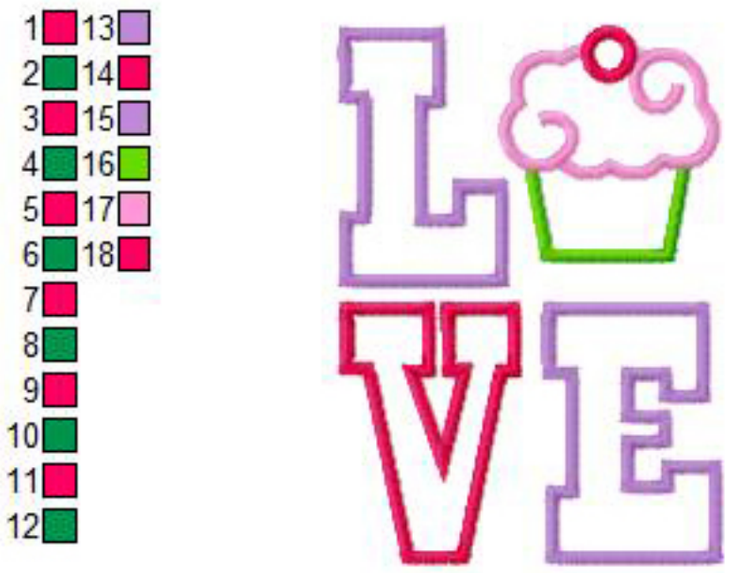

Name: cupcakel
File: CupcakeLovel2S 5x7.PES
Stitches: 12508 **Colors: 5/18**
Size: 4.98x6.99 " **Stops: 17**



Name: CupcakeL
File: CupcakeLovel2S 6x10.PES
Stitches: 14943 **Colors: 5/18**
Size: 5.95x8.37 " **Stops: 17**