


Steps 1 and 3 are fabric placement lines.

Steps 2 and 4 tack down the fabric. Trim fabric before moving on to the next step.

Steps 5-8 are satin stitches and details.

The zip file includes these sizes:


- 1 Dark Pink
- 2 Vibrant Green
- 3 Dark Pink
- 4 Vibrant Green
- 5 Pale Gray Green
- 6 Ice Green
- 7 Christmas Red
- 8 Ice Green



Name: Ornamentboxi2s 4
File: OrnamentBoxI2S 4x4.pes
Stitches: 5573
Size: 3.92x3.92 "

Colors: 5/8
Stops: 7


- 1 Dark Pink
- 2 Vibrant Green
- 3 Dark Pink
- 4 Vibrant Green
- 5 Pale Gray Green
- 6 Ice Green
- 7 Christmas Red
- 8 Ice Green



Name: Ornamentboxi2s 5
File: OrnamentBoxI2S 5x5.pes
Stitches: 7219
Size: 4.99x4.98 "

Colors: 5/8
Stops: 7

- 1 Dark Pink
- 2 Vibrant Green
- 3 Dark Pink
- 4 Vibrant Green
- 5 Pale Gray Green
- 6 Ice Green
- 7 Christmas Red
- 8 Ice Green



Name: Ornamentboxi2s 6
File: OrnamentBoxI2S 6x6.pes
Stitches: 8801
Size: 5.98x5.98 "

Colors: 5/8
Stops: 7