http://www.theitch2stitch.com

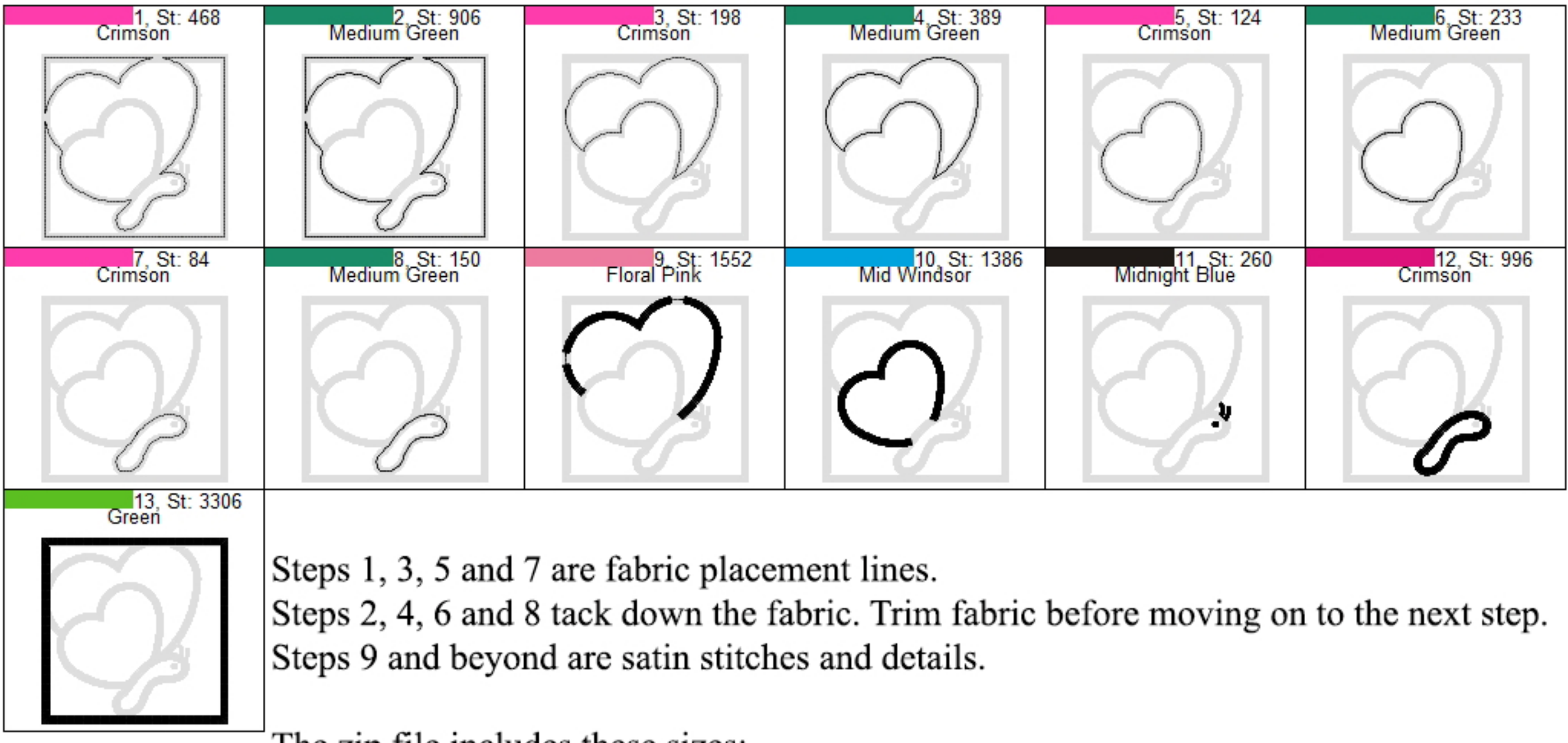

Steps 1, 3, 5 and 7 are fabric placement lines.
Steps 2, 4, 6 and 8 tack down the fabric. Trim fabric before moving on to the next step.
Steps 9 and beyond are satin stitches and details.

The zip file includes these sizes:



Name: Butterflyheartbo
File: ButterflyHeartBoxl2S 4x4.pes
Stitches: 7935 **Colors: 7/13**
Size: 3.91x3.91 " **Stops: 12**



Name: Butterflyheartbo
File: ButterflyHeartBoxl2S 5x5.pes
Stitches: 10052 **Colors: 7/13**
Size: 4.99x4.99 " **Stops: 12**



Name: Butterflyheartbo
File: ButterflyHeartBoxl2S 6x6.pes
Stitches: 12073 **Colors: 7/13**
Size: 6.00x6.00 " **Stops: 12**



Name: Butterflyheartbo
File: ButterflyHeartBoxl2S 7x7.pes
Stitches: 14036 **Colors: 7/13**
Size: 6.99x6.98 " **Stops: 12**