http://www.theitch2stitch.com

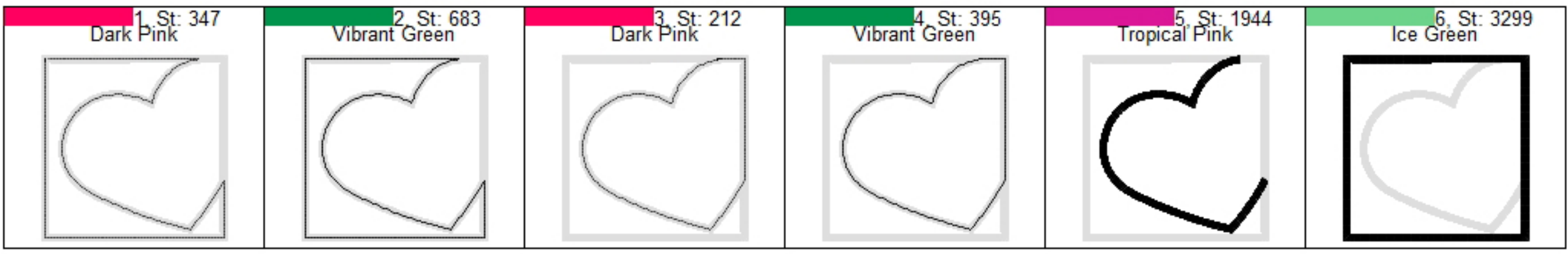

Steps 1 and 3 are fabric placement lines.
Steps 2 and 4 tack down the fabric. Trim fabric before moving on to the next step.
Steps 5 and beyond are satin stitches and details.



Name: heartbox
File: HeartBox 2_75in.PES
Stitches: 3812 **Colors: 4/6**
Size: 2.77x2.77 " **Stops: 5**



Name: heartbox
File: HeartBox 4x4.PES
Stitches: 5402 **Colors: 4/6**
Size: 3.92x3.92 " **Stops: 5**



Name: heartbox
File: HeartBox 5x5.PES
Stitches: 6880 **Colors: 4/6**
Size: 4.97x4.98 " **Stops: 5**

Name: Heartbox 6x6
File: HeartBox 6x6.PES
Stitches: 8229 **Colors: 4/6**
Size: 5.94x5.96 " **Stops: 5**

Name: Heartbox 7x7
File: HeartBox 7x7.PES
Stitches: 9681 **Colors: 4/6**
Size: 6.96x6.97 " **Stops: 5**