

1. Kelly 1 (1/2) 695st.	2. Parsnip 2 (1/2) 774st.	3. Dark Pink 3 (1/3) 167st.	4. Bold Green 4 (1/3) 312st.	5. Orange 5 428st.	6. Dark Pink 3 (2/3) 169st.
7. Bold Green 4 (2/3) 314st.	8. Golden Poppy 6 436st.	9. Parsnip 2 (2/2) 252st.	10. Dark Pink 3 (3/3) 109st.	11. Bold Green 4 (3/3) 202st.	12. Honeysuckle 7 333st.
13. Kelly 1 (2/2) 2714st.	14. Evergreen 8 4053st.				


Steps 1 and 2 are stem and vines.

Steps 3, 6 and 10 are fabric placement lines.

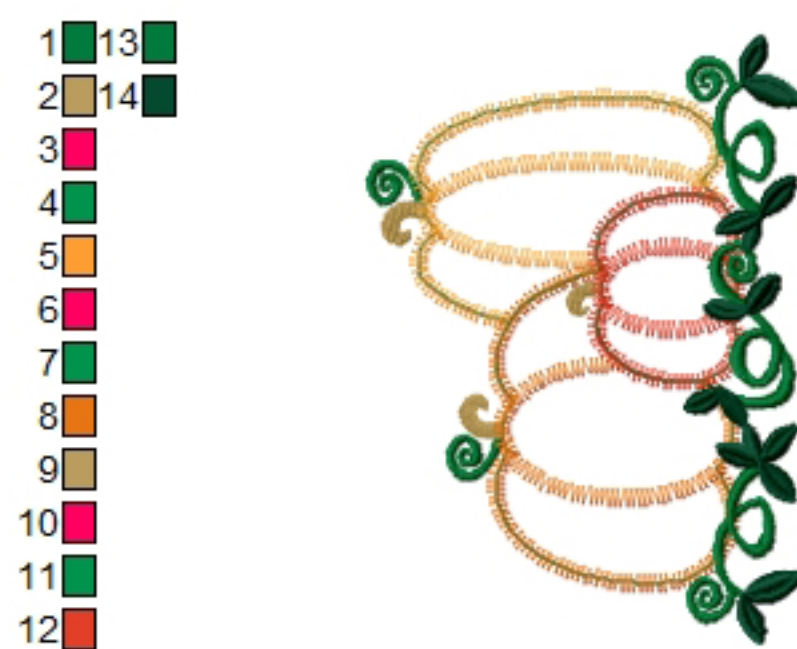
Steps 4, 7 and 11 tack down the fabric. We recommend using the same thread color you intend to use for the following zigzag stitches. Trim fabric before moving on to the next step.

Steps 5, 8 and 12 are zigzag stitches.

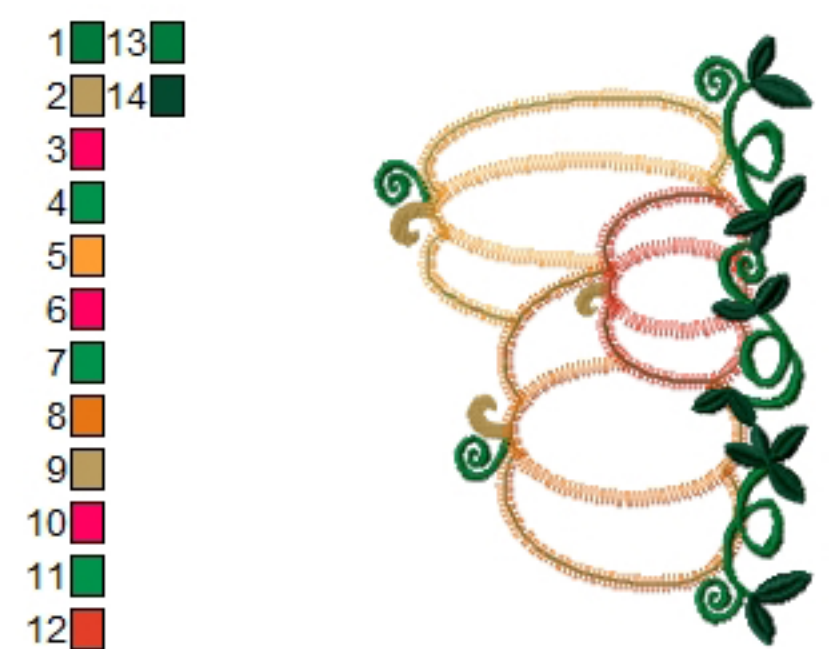
Steps 13 and 14 are vines and leaves.



File: PumpkinTrio2ZZI2S 4x4.PES  
Stitches: 6297  
Size: 3.91x2.87 "  
Colors: 8/14  
Stops: 13



File: PumpkinTrio2ZZI2S 5x7.PES  
Stitches: 10958  
Size: 4.99x6.96 "  
Colors: 8/14  
Stops: 13



File: PumpkinTrio2ZZI2S 6x10.PES  
Stitches: 13251  
Size: 5.95x8.30 "  
Colors: 8/14  
Stops: 13