

Step 1 is fabric placement line.

Step 2 tacks down the fabric. Trim fabric before moving on to the next step.

Steps 3 and beyond are satin stitches and details.

1. Crimson
2. Vibrant Green
3. Yellow Green



File: Seashell1I2S 2in.PES
Stitches: 3581
Size: 2.00x2.06 "

Colors: 3/3
Stops: 2


1. Crimson
2. Vibrant Green
3. Yellow Green



File: Seashell1I2S 3in.PES
Stitches: 5097
Size: 2.93x3.00 "

Colors: 3/3
Stops: 2


1. Crimson
2. Vibrant Green
3. Yellow Green



File: Seashell1I2S 4x4.PES
Stitches: 6663
Size: 3.78x3.87 "

Colors: 3/3
Stops: 2


1. Crimson
2. Vibrant Green
3. Yellow Green



File: Seashell1I2S 5x7.PES
Stitches: 9095
Size: 4.94x5.06 "

Colors: 3/3
Stops: 2


1. Crimson
2. Vibrant Green
3. Yellow Green



File: Seashell1I2S 6x10.PES
Stitches: 11072
Size: 5.97x6.12 "

Colors: 3/3
Stops: 2

1. Crimson
2. Vibrant Green
3. Yellow Green



File: Seashell1I2S 8x8.PES
Stitches: 13682
Size: 7.29x7.46 "

Colors: 3/3
Stops: 2