
























| | | | | | |
|---|--|--|---|--|--|
| 1 St: 220 Ruby Glint  | 2 St: 410 Vibrant Green  | 3 St: 91 Ruby Glint  | 4 St: 144 Vibrant Green  | 5 St: 51 Ruby Glint  | 6 St: 89 Vibrant Green  |
| 7 St: 218 Ruby Glint  | 8 St: 423 Vibrant Green  | 9 St: 123 Ruby Glint  | 10 St: 238 Vibrant Green  | 11 St: 73 Ruby Glint  | 12 St: 127 Vibrant Green  |
| 13 St: 56 Ruby Glint  | 14 St: 105 Vibrant Green  | 15 St: 55 Ruby Glint  | 16 St: 91 Vibrant Green  | 17 St: 2034 Ming  | 18 St: 1661 Orange  |
| 19 St: 730 Black  | 20 St: 790 Amber  | 21 St: 1919 Lt Jade  | 22 St: 596 Pink  | 23 St: 504 Amber  | 24 St: 854 Black  |
| 25 St: 541 Green Petal  | 26 St: 49 Lipstick  | | | | |

Steps 1, 3, 5, 7, 9, 11, 13 and 15 are fabric placement lines.

Steps 2, 4, 6, 8, 10, 12, 14 and 16 tack down the fabric. Trim fabric before moving on to the next step.

Steps 17 and beyond are satin stitches and details.

Please see page 2 for the sizes and stitch counts.

- 1 13 25
- 2 14 26
- 3 15
- 4 16
- 5 17
- 6 18
- 7 19
- 8 20
- 9 21
- 10 22
- 11 23
- 12 24



Name: Gnomeleprechaun
 File: GnomeLeprechaunI2S 4x4.pes
 Stitches: 7030 Colors: 10/26
 Size: 2.72x3.81 " Stops: 25

- 1 13 25
- 2 14 26
- 3 15
- 4 16
- 5 17
- 6 18
- 7 19
- 8 20
- 9 21
- 10 22
- 11 23
- 12 24



Name: Gnomeleprechaun
 File: GnomeLeprechaunI2S 5_5in.pes
 Stitches: 9817 Colors: 10/26
 Size: 3.85x5.43 " Stops: 25

- 1 13 25
- 2 14 26
- 3 15
- 4 16
- 5 17
- 6 18
- 7 19
- 8 20
- 9 21
- 10 22
- 11 23
- 12 24



Name: Gnomeleprechaun
 File: GnomeLeprechaunI2S 5x7.pes
 Stitches: 12192 Colors: 10/26
 Size: 4.80x6.80 " Stops: 25

- 1 13 25
- 2 14 26
- 3 15
- 4 16
- 5 17
- 6 18
- 7 19
- 8 20
- 9 21
- 10 22
- 11 23
- 12 24



Name: Gnomeleprechaun
 File: GnomeLeprechaunI2S 6x10.pes
 Stitches: 15157 Colors: 10/26
 Size: 5.76x8.13 " Stops: 25

- 1 13 25
- 2 14 26
- 3 15
- 4 16
- 5 17
- 6 18
- 7 19
- 8 20
- 9 21
- 10 22
- 11 23
- 12 24



Name: Gnomeleprechaun
 File: GnomeLeprechaunI2S 8x8.pes
 Stitches: 13912 Colors: 10/26
 Size: 5.29x7.47 " Stops: 25