http://www.theitch2stitch.com

1 (1/6)	73st.	1. Crimson	
2 (1/6)	132st.	2. Vibrant Green	
1 (2/6)	76st.	3. Crimson	
2 (2/6)	136st.	4. Vibrant Green	
1 (3/6)	80st.	5. Crimson	
2 (3/6)	146st.	6. Vibrant Green	
1 (4/6)	176st.	7. Crimson	
2 (4/6)	313st.	8. Vibrant Green	
1 (5/6)	79st.	9. Crimson	
2 (5/6)	138st.	10. Vibrant Green	
1 (6/6)	159st.	11. Crimson	
2 (6/6)	300st.	12. Vibrant Green	
3 (1/2)	777st.	13. Blue	
4 (1/2)	818st.	14. Cape Green	
5	665st.	15. Golden Poppy	
6 (1/2)	88st.	16. Orange Gold	
4 (2/2)	1096st.	17. Cape Green	
7	2020st.	18. Singapore Sunset	
6 (2/2)	953st.	19. Orange Gold	
8	464st.	20. Midnight Blue	
3 (2/2)	1036st.	21. Blue	

Steps 1, 3, 5, 7, 9 and 11 are fabric placement lines.
Steps 2, 4, 6, 8, 10 and 12 tack down the fabric.
Trim fabric before moving on to the next step.
Steps 13 and beyond are satin stitches and details.



File: BookWorml2S 4x4.PES
Stitches: 5919 **Colors: 8/21**
Size: 3.91x2.90 " **Stops: 20**

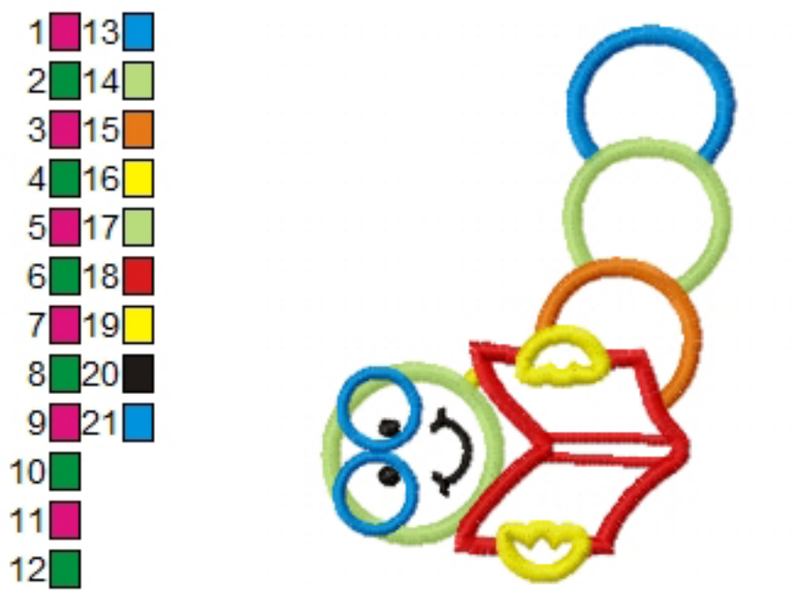

File: BookWorml2S 5_5in.PES
Stitches: 7952 **Colors: 8/21**
Size: 4.06x5.47 " **Stops: 20**

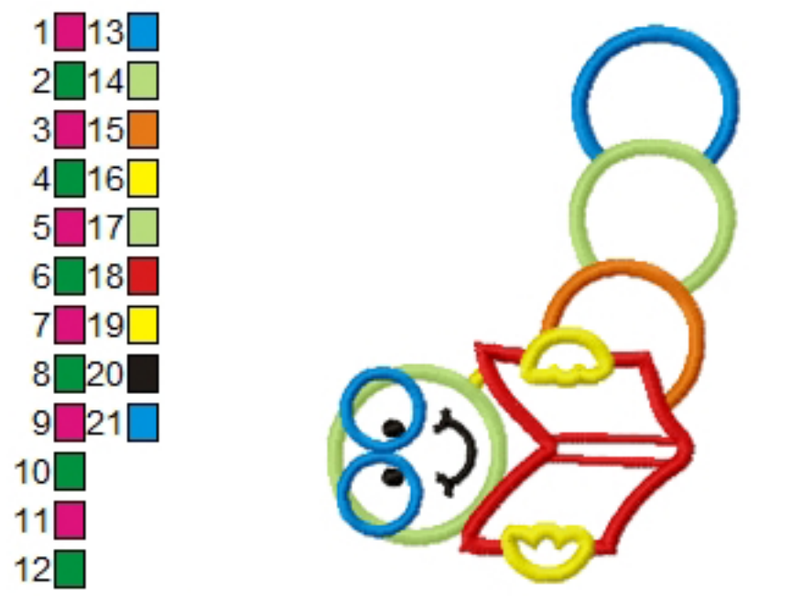

File: BookWorml2S 5x7.PES
Stitches: 9725 **Colors: 8/21**
Size: 5.00x6.76 " **Stops: 20**

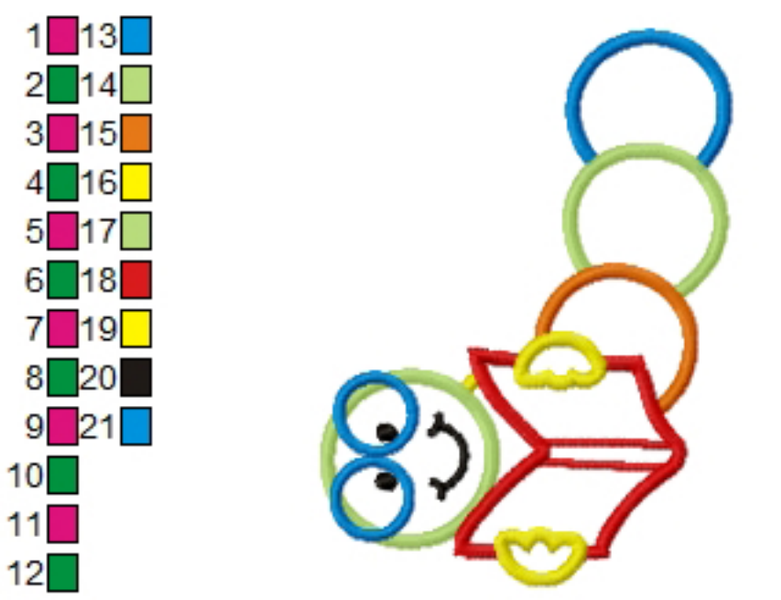

File: BookWorml2S 6x10.PES
Stitches: 11686 **Colors: 8/21**
Size: 6.00x8.11 " **Stops: 20**

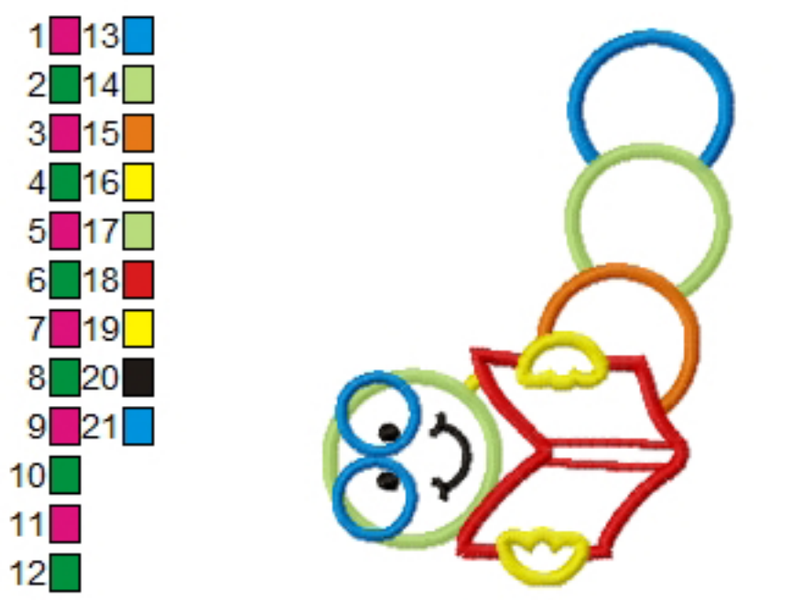

File: BookWorml2S 8x8.PES
Stitches: 10744 **Colors: 8/21**
Size: 5.54x7.48 " **Stops: 20**