







1, St: 57 Crimson	2, St: 110 Medium Green	3, St: 1137 Navy Blue	4, St: 1934 Cape Green	5, St: 730 Singapore Sunset	6, St: 2868 MD Turquoise
					


This is the color chart for the 4x4 size of this design:

Step 1 is fabric placement line.

Step 2 tacks down the fabric. Trim fabric before moving on to the next step.

Steps 3-6 are satin stitches and details.

The zip file includes this 4x4 size. Please refer to the separate color chart for the larger sizes.

- 1  Crimson
- 2  Medium Green
- 3  Navy Blue
- 4  Cape Green
- 5  Singapore Sunset
- 6  MD Turquoise



**Name:** Lovegymnastics 4

**File:** LoveGymnasticsI2S 4x4.pes

**Stitches:** 6836

**Size:** 3.91x2.08 "

**Colors:** 6/6

**Stops:** 5