








1, St: 59 Crimson	2, St: 112 Medium Green	3, St: 1100 Navy Blue	4, St: 2105 Snow White	5, St: 1906 Crimson	6, St: 2070 MD Turquoise
					
7, St: 723 Navy Blue					
					

This is the color chart for the 4x4 size of this design:

Step 1 is fabric placement line.

Step 2 tacks down the fabric. Trim fabric before moving on to the next step.

Steps 3-7 are satin stitches and details.

The zip file includes this 4x4 size. Please refer to the separate color chart for the larger sizes.

- 1  Crimson
- 2  Medium Green
- 3  Navy Blue
- 4  Snow White
- 5  Crimson
- 6  MD Turquoise
- 7  Navy Blue



Name: Lovevolleyball 4
File: LoveVolleyballI2S 4x4.pes
Stitches: 8075
Size: 3.91x2.53 "

Colors: 6/7
Stops: 6