




Steps 1 and 3 are fabric placement lines.

Steps 2 and 4 tack down the fabric. Trim fabric before moving on to the next step.

Steps 5 and beyond are satin stitches and details.

The zip file includes these sizes:

<p>1 Dark Pink 2 Vibrant Green 3 Dark Pink 4 Vibrant Green 5 Dark Pink 6 Ice Green</p> 	<p>1 Dark Pink 2 Vibrant Green 3 Dark Pink 4 Vibrant Green 5 Dark Pink 6 Ice Green</p> 	<p>1 Dark Pink 2 Vibrant Green 3 Dark Pink 4 Ruby Glint 5 Ice Green</p> 
<p>Name: Faith 4x4 File: FAITHI2S 4x4.pes Stitches: 5797 Size: 3.92x2.57 "</p>	<p>Name: Faith 5x7 File: FAITHI2S 5x7.pes Stitches: 10878 Size: 4.48x6.92 "</p>	<p>Name: Faith 6x10 File: FAITHI2S 6x10.pes Stitches: 13788 Size: 5.94x9.17 "</p>
<p>Colors: 3/6 Stops: 5</p>	<p>Colors: 3/6 Stops: 5</p>	<p>Colors: 4/5 Stops: 4</p>