







Steps 1, 3, and 5 are fabric placement lines.

Steps 2, 4, and 6 tack down the fabric. Trim fabric before moving on to the next step.

Steps 7-15 are satin stitches and details.

The zip file includes these sizes:

 	 	 
<p>Name: Poolsharki2s 4x4 File: PoolSharkl2S 4x4.pes Stitches: 9354 Size: 3.66x3.91 "</p> <p>Colors: 7/15 Stops: 14</p>	<p>Name: Poolsharki2s 5x7 File: PoolSharkl2S 5x7.pes Stitches: 13682 Size: 4.97x5.28 "</p> <p>Colors: 7/15 Stops: 14</p>	<p>Name: Poolsharki2s 6x1 File: PoolSharkl2S 6x10.pes Stitches: 15658 Size: 6.02x6.36 "</p> <p>Colors: 7/15 Stops: 14</p>