
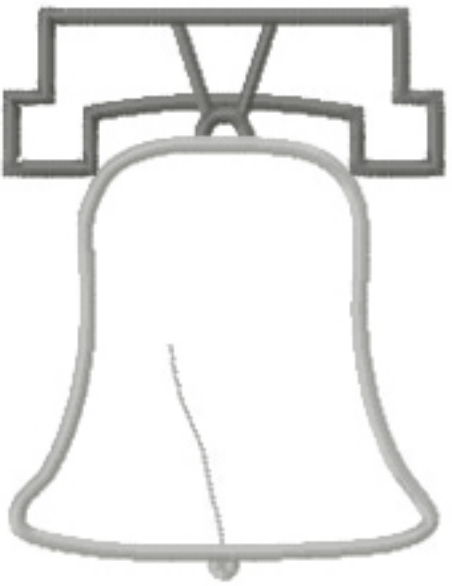
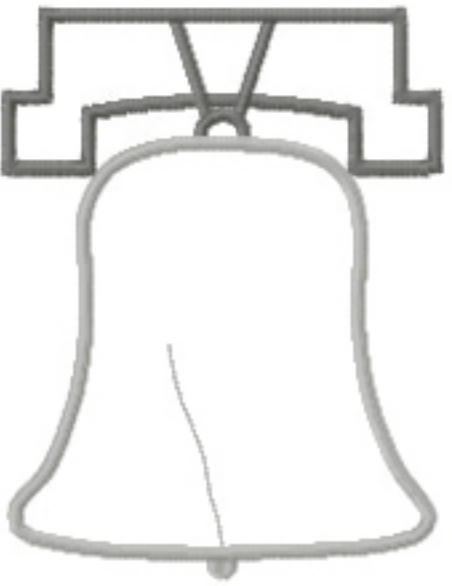


Steps 1 and 3 are fabric placement lines.

Steps 2 and 4 tack down the fabric. Trim fabric before moving on to the next step.

Steps 5-6 are satin stitches and details.

The zip file includes these sizes:

<p>1 Dark Pink 2 Vibrant Green 3 Dark Pink 4 Vibrant Green 5 Silver 6 Silver</p> 	<p>1 Dark Pink 2 Vibrant Green 3 Dark Pink 4 Vibrant Green 5 Silver 6 Silver</p> 	<p>1 Dark Pink 2 Vibrant Green 3 Dark Pink 4 Vibrant Green 5 Silver 6 Silver</p> 
<p>Name: Libertybelli2s 4 File: LibertyBellI2S 4x4.pes Stitches: 4549 Size: 3.03x3.90 "</p>	<p>Name: Libertybelli2s 5 File: LibertyBellI2S 5x7.pes Stitches: 7522 Size: 4.99x6.47 "</p>	<p>Name: Libertybelli2s 6 File: LibertyBellI2S 6x10.pes Stitches: 9033 Size: 5.98x7.76 "</p>
<p>Colors: 4/6 Stops: 5</p>	<p>Colors: 4/6 Stops: 5</p>	<p>Colors: 4/6 Stops: 5</p>