


Steps 1, 3, 5 and 7 are fabric placement lines.


Steps 2, 4, 6 and 8 tack down the fabric. Trim fabric before moving on to the next step.

Steps 9-15 are satin stitches and details.


The zip file includes these sizes:



Name: Christmastreesan
File: ChristmasTreeSantal2S 4x4.pes
Stitches: 5366
Size: 3.11x3.91 "
Colors: 8/15
Stops: 14



Name: Christmastreesan
File: ChristmasTreeSantal2S 5x7.pes
Stitches: 8472
Size: 4.97x6.23 "
Colors: 8/15
Stops: 14



Name: Christmastreesan
File: ChristmasTreeSantal2S 6x10.PES
Stitches: 10822
Size: 5.99x7.52 "
Colors: 8/15
Stops: 14